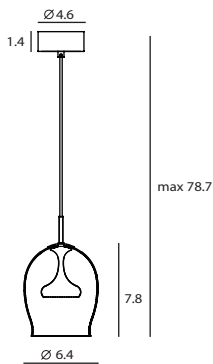




MOAI / 1

MOAI 摩艾

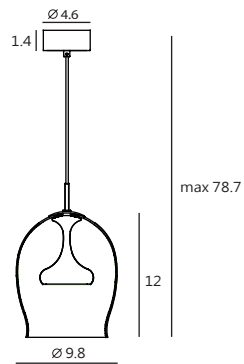
When illuminated the MOAI provides an atmospheric, ambient glow as light moves through the sphere and bounces off the clear glass shade creating a unique egg-shaped reflection. A beautiful silhouette reminiscent of the stone statues of Easter Island, the MOAI is dynamic whether on or off.



Moai Pendant M

SLD-201P
LED 8.5W (3000K, CRI 90, 720lm)
Black textile wire
Built-in dimmable driver

Materials : steel, clear glass
Color : copper / shiny brass
Canopy : matt black



Moai Pendant L

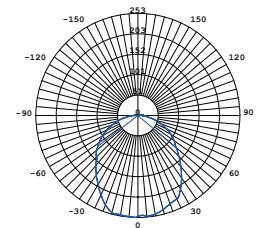
SLD-304P
LED 13W (3000K, CRI 90, 1105lm)
Black textile wire
Built-in dimmable driver

Materials : steel, clear glass
Color : copper / shiny brass
Canopy : matt black



copper

shiny brass



MOAI PL

UNIT:cd
AVERAGE BEAM ANGLE(50%):101.9 DE G

Measurement : inches

MOAI / 2

